



**2021 GENERAL CATALOGUE**

# **Non-Apparel Sewing Machines**

# DIGITALLY

## Smart Solution

Digitalization of sewing machines redefines the traditional reliance on skilled operators in a sewing factory.

Digitalization of sewing technology allows for the improvement of quality, reproduction of optimum machine parameters, and optimize the time required for setup and maintenance of equipment.

### Line up



**LU-2800V-7**

Semi-Dry Direct-drive, Unison-feed, Lockstitch Sewing System with Automatic Thread Trimmer



**PLC-2700V-7**

Semi-Dry Direct-drive, Post-bed, Unison-feed, Lockstitch Sewing System with Vertical-axis Large Hook



**AMS-221F**

Computer-controlled Cycle Machine with Input Function



**LK-1900BN**

Computer-controlled, High-speed, Bartacking Sewing System



**LBH-1790AN**

Computer-controlled, High-speed, Buttonholing Sewing System

### PICTOGRAPH FOR FUNCTION

Needle		Feed		Stitch shape	
	2-needle		Bottom-feed		Zigzag stitching
	Organized split needle bar		Needle-feed		Lockstitch buttonholing
	3-needle		Bottom and variable top-feed		Eyelet buttonholing
	4-needle		Differential-feed		Bartacking
			Variable top-feed		Button sewing
Hook					
	Horizontal-axis hook (large)		Belt-feed		Button sewing with neck wrapping
	Horizontal-axis hook (3 fold-capacity)		X-Y drive		Belt-loop attaching
	Vertical-axis hook (large)		R-Theta drive		Pocket welting
Stitch system		Non-Sewing		Function	
	Lockstitch		Tape bonding		Active tension
	Double chainstitch		Ultrasonic welding		Automatic thread trimmer
	Single-thread chainstitch		Press bonding		Cloth puller
	Pinpoint stitch		Testing machine		Cloth cutting knife
	Dry-head, Intelligent Direct-drive Sewing Machine		Dye Sublimation Printing		Stacker
			Direct to Garment		Digital Adjustments

# CONTENTS

JUKI Genuine Spare Parts	4
Company overview	6

## FLAT-BED SEWING MACHINES

DDL-8700L	9
DDL-8100EH/X73141	9
DU-1181N	10
DNU-1541-7	10
DNU-1541	10
DDL-5600N-7	11
DDL-5600N	11
DU-1481-7	11
DNU-1541	12
DNU-1541/X55245 (for thick thread)	12
LU-1509N	12
LU-1511N-7	13
LU-1561N	13
LU-1561N-7	13
LU-1565N (with organized split needle bar)	13
LU-2800V-7 Series	14
LU-2810-7	15
LU-2810A-7/X73178	15
LU-2810ESAL-7	15
LU-2810-6	15
LU-2818AL-7	15
LU-2818ESAL-7	15
LU-2810A-7/JEUX-0061	16
LU-2828A-6	16
LU-2828A-7	16
LU-2828ESAL-7	16
LU-2860	17
LU-2860A-6	17
LU-2860A-7	17
LU-2868AL-7	17
LU-2210N-7 (1.6 fold-capacity hook)	18
LU-2210W-7 (double-capacity, 2.0 fold hook)	18
LU-2212N-7	18
LU-2220N-7	18
LU-2260N-7 (1.6 fold-capacity hook)	19
LU-2260W-7 (double-capacity, 2.0 fold hook)	19
LZH-1290-7	19
LZH-1290	19
SADE	20
LU Series Devices	21

## CYLINDER-BED SEWING MACHINES

LS-2328V-7	23
DSC-245U/X55200 (standard hook)	24
DSC-245-70B-X55323-BB (standard hook)	24
DSC-245U/X55278 (standard hook)	24
LS-2342-7	24
LS-2342	24

## POST-BED SEWING MACHINES

PLC-2710V-7	26
PLC-2760V-7	26
PLC-2710-7	27
PLC-2710	27
PLC-2760-7	27
PLC-2760	27
PLC-2710S/70BB/X73211	27
PLC-2760L (thick-thread long-pitch type)	27
PLC-2765 (with organized split needle bars)	27
PLC-2710S-70BB/JEUX0028 (left facing post bed)	27
PLC-2760SCA/70BB/X73210 (V-Belt Drive (Efka Motor))	27
PLC 2760RDV8-HMC	28
PLC-2700 Series Devices	29

## LONG ARM SEWING MACHINES

LU-2216N-7 (1-needle)	31
LU-2266N-7 (2-needle)	31
LU-2800 Series /JEUX-0031 (Long Arm)	31
LG-158-1U (1-needle)	32
LG-158U (2-needle)	32
TSC-461U	32
TNU-243U (unison-feed)	33
TSC-441U (unison-feed)	33

## BARTACKING / SHAPE-TACKING MACHINES

LK-1900B-WS	35
-------------	----

## SEAM SEALING AND ULTRASONIC MACHINES

LWU-3015	37
JEUX-7510	37
JEUX-AI-001	38
JEUX-AI-008	39
JEUX-AI-107	40
JEUX AI-118	41
QHP-A08	42

## COMPUTER-CONTROLLED CYCLE MACHINES

AMS-224EN-4530	44
AMS-224EN-6030	44
AMS-210EN1510-X90015	44
AMS-210EN1510-X90015ECO	44
AMS-210EN-HL1306/7300	45
AMS-224EN6030/X7910	45
AMS-221EN2516/X7910	45
AMS-221EN-TS3020	46
AMS-221EN/JEUX-0043	46
AMS-221EN/X7910/JEUX-0043 (perfect stitch type)	46
AMS-224EN/JEUX-0043	46
AMS-224EN/X7910/JEUX-0043 (perfect stitch type)	46
AMS-224EN4530R/AW-3	47
AMS-224EN4530R	47
AMS-251	47
AMS-252	47
AMS-210EN-1306	49
AMS-210EN-1510	49
AMS-210EN-2210	49
AMS-221EN-2516	49
AMS-221EN-3020	49
AMS-221EN-HS3020/7200	49
AMS-210EN-L1306SZ-X7020	51
AMS-210EN-L1510SZ-X7020	51
AMS-210EN-L2210SZ-X7020	51

## OTHERS

MO-6900G Series	53
MO-6900J Series	53
LBH-1790A Series	54
SC-922/M51N	55
SC-920/M92	55
AB-1360	56
AB-1360/CR-10A	56

## SOFTWARE

PM-1	58
PM-3	58
JaNets	59



## JUKI Genuine Spare Parts

Juki Genuine spare parts are made to the highest possible standard and are created with only the best raw materials. The shape, dimension, finishing and materials of all Juki genuine parts are rigorously tested to ensure end users have a product that will be reliable and durable even under heavy use. Each genuine spare part is created based on the specification and accumulated experience of Juki technical staff who work to create the machine the part will be used for in the first place.

The proper material for each part is specially selected and tested before being standardized; this means a genuine part maintains the exact quality and accuracy no matter the piece. Juki genuine parts are also inspected and compared against the pre define specification outlined to ensure the best possible performance.



The effects of using counterfeit parts in a Juki machine include: poor sewing, decreased productivity, increased costs, reliability of factory output questioned and loss of Juki guaranty and warranty. Non-genuine parts are not put through the same conditioning and testing resulting in a subpar material that will result in poor sewing.

A difference in the parts shape and finishing can drastically affect the machines operation and result in skip stitches among many other issues. One of the biggest consequences of using none genuine spare parts is a decrease in productivity. These counterfeit parts will cause more machine problems depending on the specific part in question e.g. skip stitches, slower feeding of the material and inconsistent stitches.

As a result, any investment saved on the individual part will be counter-acted by the loss of money from the fall in productivity as well as wasted time and material. Also more machine down time due to problems caused by none genuine parts will result in an increased cost for any factory. Costlier than the wasted time and material mentioned above is the effect poor production can have on a factories reputation.



Juki Genuine spare parts are tested against rigorous standards to ensure the shape, size and materials used meet exact specification

Incorrect shape can result in poor sewing and thread breakage

<p>FACTORY A USES JUKI GENUINE HOOKS</p>	<p>FACTORY B USES GENERIC HOOKS</p>
<p>JUKI HOOK COSTS €40</p>	<p>GENERIC HOOK COSTS €5</p>
<p><b>That's a saving of €35.... or is it?</b></p>	

12

6

**A Juki hook has a durability of 12 months and a generic hooks only lasts 6**

If both factories have 30 Juki sewing machines it means that factory B is still saving €900 a year

**X 30**

€1200/Y

€300/Y

If it takes 57.6 seconds to make one t-shirt that is 500 a day

57,6s.

500

If thread breakage increases to an average of 1 time per 10 minutes over a full day then processing time per unit is now 58.753 seconds

58,753s. 490

**BUT THERE IS MORE.....**

1€

0,95€

If after a time of producing lower quality products factory may only get a reduce price for its t-shirts

If one t-shirt is sold €1 then factory B is losing €10 per day or €2800 a year

<p>8H 280D</p> <p>1.00€ 500.00€ 140,000.00€</p>	<p>8H 280D</p> <p>0.95€ 465.50€ 130,340.00€</p>	<p><b>The real cost over a year of using generic spare parts is 8,760€</b></p>
---	---	--



Please scan here to see a video





Juki Central Europe (JCE), a subsidiary of Juki Corporation, was established in 2005 as the official body coordinating sales and logistics across twenty European countries as well as Russia, North Africa and Turkey. From the company offices in Warsaw, Poland; sales, marketing, logistics and technical support services are coordinated for the entire extended European market-place. The company's strengths are leveraged through an extensive distributor network that has been established over the years, offering the shared knowledge and expertise of industry leading experts in the sewing sector.

Juki Central Europe's different offices in Moscow, Minsk and Turkey, as well as Juki Italia S.p.A, add to our extensive network supporting and maintaining the Juki brand across the continent and beyond.

Juki offers an extensive line of industrial sewing machines for the apparel industry – ranging from Lockstitch, Overlock and Coverstitch machines, to electronic bar tackers and automated sewing systems. Our machines have also become renowned in the non-apparel sector, supplying such industries as automotive, upholstery, marine, industrial fabrics, footwear, leather products and home textiles.

Software solutions such as **JaNets (Juki Advanced Network Systems)** is the next frontier of sewing innovation and aims to bring your production into the future with interlinked machines and data to make analytical decisions.

As well as our extensive range of high quality industrial sewing machines **Juki** produces machines for the semi-professional and home-use market with our home sewers and surgers establishing themselves as some of the most popular and reliable in the market.

We are very proud of our historically strong distribution network across Europe and throughout the rest of the world. From **Juki Central Europe's offices in Warsaw** and through our representative offices we are able to serve the entire extended European market and North Africa. Through our carefully selected distributors we are able to combine knowledge and specific geographical market experience to ensure the best sewing solutions are available to

customers. Leveraging both our own expertise as well as that of our distributors we are able to provide insights and assistance that can improve end users productivity and quality.

Here in **Juki Central Europe** we constantly have an eye on the future and are looking to improve not only our own business but that of our customers and anyone who uses a **Juki** sewing machine. Our products are developed and manufactured with a consumer viewpoint in-mind at all times and it is our goal to build strong, lasting customer relationships. We will continue to provide products and services by taking our customers' needs and desires into account, by treating our customers as partners, through which we will create value together.

**Juki** was founded in 1938 when nearly 900 independent machinery manufacturers came together to form the "TOKYO JUKI MANUFACTURERS ASSOCIATION." It wasn't until 1943 that this association was reorganized into a joint stock corporation. In this time Juki focused on other production types but in 1947 we produced our first sewing machine for the household market. This was followed by the first Juki industrial sewing machine in 1953 and decades of industry dominance thereafter. Juki has been at the forefront of sewing machine innovation over its lifetime with many of our advancements being adopted industry wide. To name just a few of our more famous improvements: the single-axis rotational thread take-up (1957), automatic Thread Trimmer (1969), pick-and-placer (1987), automatic bobbin thread feeder (1997), multifunctional machine digitalization (2015). This is just one milestone for Juki and we look forward to continuing our journey far into the future.



**About Juki**

The Juki supplies more than 170 nations with sewing equipment and related products and with established logistic networks we have the ability to supply the world with the best quality products. The Juki Corporation headquarters is located in Tokyo, Japan, with subsidiaries worldwide assisting in its sales, logistics and technical functions.

Juki's slogan: "Smart Solutions" reflects the global philosophy of providing customers with the highest quality solutions and services according to their specific needs. Juki has committed itself to creating products from the customers viewpoint with the conviction that we can learn from each other to create value together.

**Why Juki**

**The Juki brand is synonymous with quality and every machine produced under this name will be able to perform time and time again.** Juki correctly evokes the perception of quality made Japanese machinery and we strive to create new values through "Monozukuri" (the art of product-making). Everything from the machine heads to the individual parts is made to our best ability and to the highest quality.

Consideration for the environment is an essential factor in the design and development of Juki industrial sewing machines. As such, sewing machines are designed to reduce noise, save energy and help prevent environmental pollution. To ensure we can carry these activities out to the best of our ability Juki has defined an Environmental Philosophy as well as an Environmental Action Plan.

The Juki Sewing Institute is a division of Juki Corporation that provides custom support for factories and end users. They provide services such as seminars, consulting, and information service with consideration given to customer's productivity, technology as well as safety.





## FLAT-BED SEWING MACHINES

### DDL-8700L

1-needle, Lockstitch Machine with long stitch length, for leather sewing

This machine is able to sew at a pitch as long as 7 mm for both normal and reverse feed directions. With the adoption of a feed mechanism and thread take-up lever, the machine achieves increased efficiency of feed and well-tensed stitches. It is a basic lockstitch machine suited for sewing leather or heavy materials such as bags, pouches and purses.

Model name	DDL-8700L
Max. sewing speed	4,000 sti/min
Max. stitch length	7 mm
Presser foot	By knee: 13 mm
Needle	DB x1 #16-#23
Thread	#40-#8, B33-B92, Nm=90/3-30/3



DDL-8700L



### DDL-8100EH/X73141

1-needle, Lockstitch Machine with double capacity hook

The machine has been designed for reduced vibration and noise and upgraded reliability and durability. By modifying the sewing mechanisms in order to achieve low-tension sewing, the machine flexibly responds to various kinds of materials and produces beautiful seams of consistent quality.

Model name	DDL-8100EH/X73141
Application	Heavy-weight
Max. sewing speed	4,000 sti/min
Max. stitch length	7 mm
Needle bar stroke	35.0 mm
Lift of the presser foot	By hand: 5.5 mm, By knee: 13 mm
Needle	DB x1 (#21) #20-#23
Feed dog	3-row



DDL-8100EH/X73141



## FLAT-BED SEWING MACHINES

### DU-1181N

1-needle, Top and Bottom-feed, Lockstitch Machine with Double-capacity Hook

With its strong top and bottom feed mechanism, the machine ensures the smooth feeding of hard-to-feed materials or multi-layered sections of materials to achieve consistent seam quality that is free from irregular stitch pitches. The automatic lubricating mechanism dramatically improves maintainability of the machine.

Model name	DU-1181N-7/X73096*	DU-1181N
Max. sewing speed	2,000 sti/min	
Max. stitch length	9 mm	6 mm
Presser foot	By knee: 15 mm	
Alternating vertical movement	2~5 mm	
Needle	DPx17 (#21) #14~#23	
Thread	#40~#8, B33~B92, Nm=90/3~30/3	
Thread Trimmer	Yes / No	No

\*DU-1181N-7/X73096 is available on a custom order. Contact JUKI for how to place an order.



DU-1181N

### DDL-5600N-7

### DDL-5600N

1-needle, Lockstitch Machine with Double-capacity Hook with long stitch, for heavy-duty

The machine is capable of making well-tensed, beautifully finished seams, regardless of the type of heavy materials.

Model name	DDL-5600N-7	DDL-5600N
Max. sewing speed	3,000 sti/min	
Max. stitch length	8 mm	
Presser foot	By knee: 13 mm	
Needle	DB x1 (#21) #20~#23	
Thread	#30~#8, B46~B92, Nm=60/3~30/3	
Thread Trimmer	Yes	No



DDL-5600N-7



### DNU-1541-7

### DNU-1541

1-needle, Unison-feed, Lockstitch Machine with Double-capacity Hook

With its larger needle bar stroke, higher presser foot lift, and newly adopted double-tension mechanism, the machine offers excellent sewing capabilities and responsiveness. The machine's rectangular feeding motion promises the consistent feeding of materials of all thicknesses without stitch gathering.

Model name	DNU-1541-7	DNU-1541
Max. sewing speed	3,000 sti/min	2,500 sti/min
Max. stitch length	9 mm	
Presser foot	By knee: 16 mm	
Alternating vertical movement	1~6.5 mm	2.5~6.5 mm
Needle	135x17 (Nm160) Nm125~Nm180	
Thread	#30~#5, B46~B138, Nm=60/3~15/3	
Thread Trimmer	Yes	No



DNU-1541-7



### DU-1481-7

Direct-drive, 1-needle, Top and Bottom-feed, Lockstitch Machine with Double-capacity Hook with Automatic Thread Trimmer

The thread trimmer achieves consistent thread trimming regardless of thickness of the thread, i.e., from thin to thick thread. The machine has adopted the rotary thread trimming mechanism which matches, in particular, design stitch with thick thread for furniture and bags. The automatic thread trimmer improves workability and increases productivity. When compared with the sewing machine without a thread trimmer, the DU-1481-7 substantially decreases the consumption of thread. The knife pressure can be adjusted with the adjusting screw. Standard equipped with LED light to illuminate the hand of the needle.

Model name	DU-1481-7
Max. sewing speed	2,200 sti/min
Stitch length	9 mm (forward/backward)
Lift of the presser foot	By hand; 7mm, By knee: 16 mm
Alternating vertical movement	2-5.5 mm
Needle	DPx17 #23 (#18~#24)
Thread	#30~#8
Distance from the needle to machine arm	335 mm x 150 mm
Weight of the machine head	37 kg



DU-1481-7

## FLAT-BED SEWING MACHINES

### DNU-1541

### DNU-1541/X55245

(for thick thread)

1-needle, Unison-feed, Lockstitch Machine with Double-capacity Hook

DNU-1541/X55245 is able to sew a broad range of materials from genuine leather materials to lining materials. Excellent seam tightness on genuine leather and far less puckering on lining.

Model name	DNU-1541	DNU-1541/X55245
Max. sewing speed	2,000 sti/min	
Max. stitch length	9 mm	
Needle bar stroke	38 mm	
Needle	134×17(Nm160) Nm125~Nm160	
Thread	#30~#0, Nm=60/3~8/3	



DNU-1541/X55245

### LU-1509N

1-needle, Unison-feed, Lockstitch Machine with Vertical-axis Large Hook

The maximum stitch length is 10 mm. The complete rectangular feed locus enables accurate feed of extra heavy materials while preventing stitch gathering. With its sufficient needle bar stroke of 38 mm and long 190R needle, the machine supports the sewing of extra heavy materials. The machine comes with an extra large steel handwheel with a diameter as large as cp175.

Model name	LU-1509NS	LU-1509NH
Application	Heavy-weight	Extra heavy-weight
Max. sewing speed	2,500 sti/min	2,000 sti/min
Max. stitch length	9 mm	10 mm
Presser foot	By knee: 16 mm	
Alternating vertical movement	2.5~6.5 mm	
Needle	190(R) or 135×17 (Nm160) Nm125~Nm180	
Thread	#30~#5, B46~B138, Nm=60/3~20/3	#20~#1, Nm=40/3~10/3



LU-1509N

### LU-1511N-7

1-needle, Unison-feed, Lockstitch Machine with Vertical-axis Large Hook

This one-needle machine with a Thread Trimmer utilizes a basic performance which matches best to the sewing of medium to heavy materials. The machine's rectangular feeding motion promises the consistent feeding of materials of all thicknesses without stitch gathering.

Model name	LU-1511N-7
Max. sewing speed	3,000 sti/min
Max. stitch length	9 mm
Presser foot	Auto: 16 mm
Alternating vertical movement	1~6.5 mm
Needle	135×17 (Nm160) Nm125~Nm180
Thread	#30~#5, B46~B138, Nm=60/3~20/3
Thread Trimmer	Yes



LU-1511N-7

### LU-1561N

#### LU-1561N-7

#### LU-1565N

(with organized split needle bar)

2-needle, Unison-feed, Lockstitch Machine with Vertical-axis Large Hooks

The two-needle machine with a Thread Trimmer offers basic performance that is ideally suited to sewing heavy materials. The machine utilizes a new mechanism that does not change the ratio of the alternate vertical movement of the walking foot and presser foot, even when the material thickness changes. The mechanism helps prevent slippage between the upper and lower materials even when a heavy material is used. Standard stock: LU1561ND/X55320 (no-gauge).

Model name	LU-1561N	LU-1561N-7	LU-1565N
Max. sewing speed	2,500 sti/min		
Max. stitch length	9 mm		
Presser foot	By knee: 16 mm	Auto: 16 mm	By knee: 13 mm
Alternating vertical movement	2.5~6.5 mm	1~6.5 mm	2.5~6.5 mm
Needle	135×17 (Nm160) Nm125~Nm180		
Thread	#30~#5, B46~B138, Nm=60/3~20/3		
Thread Trimmer	No	Yes	No



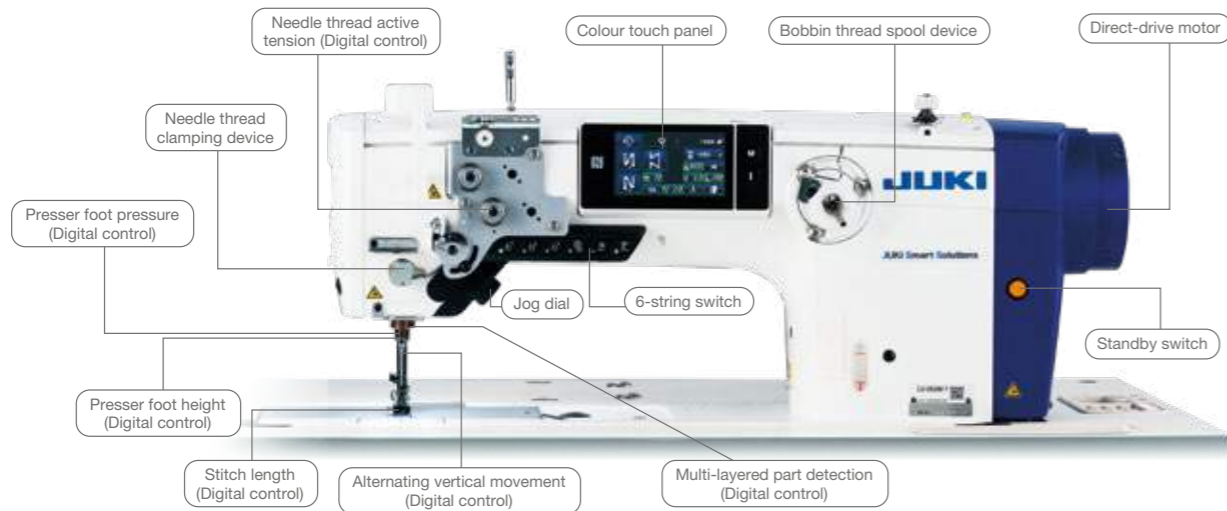
LU-1561N-7



# FLAT-BED SEWING MACHINES

## LU-2800V-7 Series

Semi-dry Direct-drive, Unison-feed, Lockstitch Sewing System with automatic Thread Trimmer



1: Needle thread tension active tension  
2: Needle thread clamping device

### Needle tension is digitally controlled

Needle thread tension which matches sewing conditions given can be set on the operation panel and stored in memory. The needle thread tension adjustment needs experience. However, for this sewing machine, thread tension data stored in memory is reproducible, thereby reducing the setup time when the product to be sewn is changed. Example: Needle-thread active tension demonstrates its effectiveness in the topstitching process.



### Adjustment of sewing condition is displayed on one screen

Sewing conditions can be set easy since sewing conditions such as thread tension, stitch length, presser foot pressure, alternate vertical movement amount, etc. are displayed on one screen.



### Improvement of operability by means of the jog dial

The operator is able to turn the main shaft (for moving the needle bar up and down) only with the jog dial without stretching his/her arm to the handwheel. When the jog dial is pushed, it can be used as 1/2 needle-stitch correction switch (one touch function).



### Sewing conditions can be changed to the best-suited ones only with the one-touch changeover switch

1-3: One-touch changeover function  
4: Automatic reverse feed stitching changeover switch  
5: Needle-entry alignment  
6: Thread clamp switch

Model name	LU-2828V-7	LU-2860V-7	LU-2810V-7
Type	1-needle, Unison-feed, Lockstitch Sewing System (Shorter – thread remaining type)	2-needle, Unison-feed, Lockstitch Sewing System	1-needle Lockstitch Sewing System with automatic Thread Trimmer
Max. sewing speed	3,500 sti/min		3,000 sti/min
Max. stitch length	9,0 mm	12,0 mm	9,0 mm
Presser foot	20 mm		
Alternating vertical movement (DL)	9.0 mm		
Needle thread tension	0~200		Single/Double-tension
Presser foot pressure	0~200		
Hook	Vertical axis 2.7 fold-capacity hook	Vertical axis 2.0 fold-capacity hook	
Needle	134x35 Nm140 (#22), Nm125~180 (#20~#24)	134x35 Nm160 (#23), Nm125~200 (#20~#25)	135x17 Nm160 (Nm125~Nm180)
Thread	60/3 ~ 20/3 (#30~#5)	60/3 ~ 10/3 (#30~#0)	#30~#5, B46~B138, Mn=60/3~20/3
Machine head weight	66 Kg	68 Kg	61 kg

## LU-2810-7



Thread Trimming, 2.0 fold-capacity hook, 2-pitch dial

## LU-2810-6



Direct drive, Thread Trimming, 2.0 fold-capacity hook, 2-pitch dial

## LU-2810A-7/X73178



Direct drive, Thread Trimming, 2.7 fold-capacity hook

## LU-2810ESAL-7



Direct-drive, Thread Trimming, Vertical-axis 2.0 Fold-Capacity Hook (long-pitch type)

## LU-2818AL-7



Direct drive, Thread Trimming, 2.7 fold-capacity hook, 2-pitch dial

## LU-2818ESAL-7



Direct drive, Thread Trimming, 2.7 fold-capacity hook

High and long arm has been adopted. The machine is suited to the sewing of car seats, sofas and bags. It is a sewing machine provided with dramatically improved workability and functions which are required for sewing large products and extra heavy-weight materials

### LU-2810A-7/X73178

The machine is suited to sew car seats, sofas and bags, provided with dramatically improved workability and functions required for sewing large products and extra heavy-weight materials.

### LU-2818AL-7

LU-2818AL-7 is suited for sewing of upholstery and other materials requires long distance seam thanks to being equipped with longer stitch length and 2.7 fold capacity hook

### LU-2810ESAL-7

Increased maximum sewing speed of 3,800 sti/min\* (LU-2810ESAL-7, 2.0 fold-capacity hook) and 3,500 sti/min\* (LU-2818ESAL-7, 2.7-fold-capacity hook) has been achieved.



LU-2810ESAL-7



Please scan here to see a video


Model name	LU-281A-7	LU-2810A-7/X73178	LU-2810-6	LU-2818AL-7	LU-2810ESAL-7	LU-2818ESAL-7
Max. sewing speed	3,000 sti/min				3,800 sti/min	3,500 sti/min
Max. stitch length	9 mm				12 mm	
Presser foot	Auto: 20 mm, By hand: 10 mm					
Alternating vertical movement	1~9 mm					
Needle	135x17 (Nm160) Nm125~Nm180				135x17 Nm160 (Nm125~Nm200)	135x17 Nm160 (Nm125~Nm200)
Thread	#30~#5, B46~B138, Nm=60/3~20/3				#30~#0, Nm=60/3~9/3	#30~#0, Nm=60/3~9/3
Thread Trimmer	Yes					
Hook Type	2.0	2.7	2.0	2.7	Vertical axis 2.0 fold-capacity hook	Vertical axis 2.7 fold-capacity hook
Stitch Length Dial	2-pitch dial	1-pitch dial	2-pitch dial			
Motor	Direct drive		Conventional	Direct drive		

## FLAT-BED SEWING MACHINES

### LU-2810A-7/JEUX-0061

Semi-dry head, Direct Drive, Unison Feed, Lockstitch Machine with Automatic Thread Trimmer with Fabric Edge Trimmer

This model has a Thread Trimming mechanism equipped with its own drive motor that is easily adjustable for better control over the speed. It allows for stepped cutting from the first stitch onwards and stepped cutting over narrow angles.



Please scan here to see a video



### LU-2828A-6

Thread Trimming, 2.7 fold-capacity hook, 2-pitch dial, short remaining thread type

### LU-2828A-7

Direct-drive, Thread Trimming, 2.7 fold-capacity hook, 2-pitch dial, short remaining thread type

### LU-2828ESAL-7

Direct-drive, high-speed, Thread Trimming, 2.7 fold-capacity hook, short remaining thread type



The thread trimming mechanism has been completely renewed. The industry's shortest remaining thread length achieved by trimming the thread close to the fixed knife at the last stitch (condensed stitch). The length of remaining needle thread is 5mm.



SURFACE SIDE



BOTTOM SIDE



LU-2828-7

Model name	LU-2828A-6	LU-2828A-7
Max. sewing speed	3,000 sti/min	
Max. stitch length	9 mm	
Presser foot	Auto: 20 mm, By hand: 10 mm	
Alternating vertical movement	1~9 mm	
Needle	134x35 (Nm140) Nm125~Nm180	
Thread	#30~#5, B46~B138, Nm=60/3~20/3	
Hook Type	2.7	
Thread Trimmer	Yes (Short-Tail Trimmer)	
Stitch Length Dial	2-pitch dial	
Motor	Conventional	Direct Drive

\*LU-2828-7 makes condensed stitch resulting in a shorter remaining thread

### LU-2860



2.0 fold-capacity hook

### LU-2860A-7



Direct Drive, Thread Trimming, 2.0 fold-capacity hook, 2-pitch dial

### LU-2860A-6



Thread Trimming, 2.0 fold-capacity hook, 2-pitch dial

### LU-2868AL-7



Direct drive, Thread Trimming, 2.7 fold-capacity hook, 2-pitch dial, long-pitch type



LU-2860-6

High and long arm has been adopted. The machine is suited to the sewing of car seats, sofas and bags. It is a sewing machine provided with dramatically improved workability and functions which are required for sewing large products and extra heavy-weight materials.

Model name	LU-2860	LU-2860A-6	LU-2860A-7	LU-2868AL-7
Max. sewing speed	2,700 sti/min			
Max. stitch length	9 mm		12 mm	
Presser foot	Auto: 20 mm, By hand: 10 mm			
Alternating vertical movement	1~9 mm			
Needle	135x17 (Nm160) Nm125~Nm180			
Thread	#30~#5, B46~B138, Nm=60/3~20/3			
Thread Trimmer	No	Yes		
Hook Type	2.0		2.7	
Stitch Length Dial	1-pitch dial	2-pitch dial		
Motor	Conventional		Direct Drive	
Standard Stock Model	LU2860ADS/X73206 (no-gauge)	LU2860ADS6/X73206 (no-gauge)	LU2860AD70BBS/X73207 (no-gauge)	LU2868ALD70BBS/X73208 (no-gauge)



## FLAT-BED SEWING MACHINES

### LU-2210N-7

(1.6 fold-capacity hook)

### LU-2210W-7

(double-capacity, 2.0 fold hook)

High-speed, 1-needle, Unison-feed, Lockstitch Machine with Vertical-axis Large Hook

Thanks to its remarkable feed efficiency and improved feed cam unit, the machine smoothly feeds materials at high speeds while preventing stitch gathering. The machine is also equipped with a new box-type feed locus that enables the production of beautifully finished seams free from material flopping.

Model name	LU-2210N-7	LU-2210W-7
Max. sewing speed	3,500 sti/min	
Max. stitch length	9 mm	
Presser foot	Auto: 16 mm	
Alternating vertical movement	1~6.5 mm	
Needle	134x35R (Nm140) Nm110~Nm160	
Thread	#30~#4, B46~B138, Nm=60/3~20/3	
Thread Trimmer	Yes	



LU-2210N-7



### LU-2260N-7

(1.6 fold-capacity hook)

### LU-2260W-7

(double-capacity, 2.0 fold hook)

High-speed, 1-needle, Unison-feed, Lockstitch Machine with Vertical-axis Large Hook

The vertical strokes of the presser foot and walking foot (their alternating vertical movement) can be easily changed using a large dial mounted on the top surface of the machine head. In addition, the sewing speed is automatically adjusted with the set value. With this feature, ideal sewing conditions are maintained at all times.

Model name	LU-2260N-7	LU-2260W-7
Max. sewing speed	3,500 sti/min	
Max. stitch length	6 mm	
Presser foot	Auto: 16 mm	
Alternating vertical movement	1~6.5 mm	
Needle	134x35R (Nm140) Nm110~Nm160	
Thread	#20~#5, B69~B138, Nm=40/3~20/3	
Thread Trimmer	Yes	



LU-2260N-7



### LU-2212N-7

High-speed, 1-needle, Unison-feed, Lockstitch, Machine with Vertical-axis Large Hook (2-pitch dial type)

Two different stitch lengths can be set depending on the application. The machine is suited to the sewing of leather and heavy materials such as car seats and sofas

#### LU-2220N-7

This is a high-performance machine which contributes to both increased productivity and improved quality for sewing car seats. Scissors need to be use far less, thereby helping prevent the material from being damaged.

Model name	LU-2212N-7	LU-2220N-7
Max. sewing speed	3,500 sti/min	
Max. stitch length	9 mm	
Presser foot	Auto: 16 mm	
Alternating vertical movement	1~6.5 mm	
Needle	134x35R (Nm140) Nm110~Nm160	
Thread	#30~#4, B46~B138, Nm=60/3~20/3	
Thread Trimmer	Yes	



LU-2210N-7



### LZH-1290-7

1-needle, Lockstitch, Zigzag Stitching Machine with Large Hook

The machine tenses thread uniformly over the zigzag stroke to produce beautifully finished stitches at a high speed. With its extended zigzag with, higher presser foot lift, and newly introduced horizontal-axis double-capacity hook, the machine upgrades the functions required for the sewing of heavy materials.

Model name	LZH-1290-7	LZH-1290
Max. sewing speed	2,000 sti/min	
Max. stitch length	6 mm	
Presser foot	By knee: 11 mm	By knee: 14 mm
Zigzag width	Max. 8 mm (adjustable to 10 mm)	
Needle	SY1906 (Nm100) Nm90~Nm110	
Thread Trimmer	Yes	No



LU-1290-7



## FLAT-BED SEWING MACHINES

### SADE DIGITAL

JUKI'S New Sewing Station for the Sewing of High Quality and Reliable Safety Seams Through Monitoring and Documentation of Given Sewing Parameters and Sewing Processes

With the new digital LU-2800V-7 head incorporated in the existing SADE framework you are now able to capture track and monitor even more machine parameters vital in the safety seam process. The LU-2800V-7 head allows for all sewing parameters to be set digitally and limit the ranges set ensuring even more through documentation than what is possible on the standard LU head. This version of the SADE is for a control over the production process. The SADE Digital is available with a 2.7 fold-capacity hook with unison feed machine or the LU-2810V-7 standard trimming type with a 2.0 fold-capacity hook.



SADE DIGITAL

### SADE

Sewing Station for Car Seat Tearing Seams for Airbags



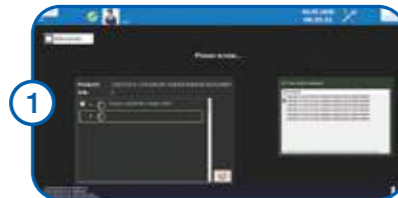
Juki's new sewing station for the sewing of high quality and reliable safety seams through monitoring and documentation of given sewing parameters and sewing processes. The use of these sensors throughout the sewing process allows for incorrect components to be highlighted to the operator. Programmable labelling machine means consistent accurate information is maintained throughout the sewing process. When sewing is completed a final label is printed and incorporated into the material to ensure the viability and traceability of the seam.



SADE

#### OPTIONAL SOFTWARE APPLICATIONS

- 1 Atlas copco screwdriver support.
- 2 Image Analysis Module.
- 3 Dual electronic edge guide for different edge distances.
- 4 Monitoring the edge distance by two sensors, example of airbag pocket sewing.
- 5 Analyse Shapes, Labels, Color, Position or Text.



Please scan here to see a video

## LU SERIES DEVICES

### Bobbin Thread Remaining Detector

The buzzer sounds and the green lamp lights up when the amount of thread remaining on the bobbin reaches a predetermined length. It is also possible to stop the sewing machine at this point. With this function, the operator is allowed to concentrate on sewing work without caring about the amount of thread remaining on the bobbin.

### Digital Tension

Thread tension can be numerically controlled. Since the thread tension cannot be changed without a control box, a change in thread tension by the operator for personal preference is prevented.



### Skip Stitch Detector

Stitch skipping is detected during sewing. This helps lighten the operator's inspection work load and also prevents defective products from being shipped. In the case where a skipped stitch is detected, the buzzer sounds, the red lamp lights up and the sewing machine stops. With this function, the operator is allowed to concentrate on sewing work without worrying about skipped stitching.

### Control Box

Sixteen different thread tension values can be set for a single sewing machine unit. In addition, one control box is able to manage thread tensions for 250 sewing machine units at the maximum.



### Cover Sensor Unit


The cover sensor unit detecting (1), (2) and (3) (shown below) are closed tightly during sewing, thereby preventing the sewing machine from starting up unexpectedly. (1), (2) and (3) can be used discretely.

#### 1) Eye guard with an open/close sensor



The eye guard prevents a broken needle from flying off. If the eye guard is open, the sewing machine cannot be started. As a result, the sewing machine will not start up unexpectedly even if the operator forgets to turn the power off.

#### 2) Bed slide with an open/close sensor




The sewing machine will not start if the throat plate is open. This prevents the material from being caught in the hook during sewing.

#### 3) Handwheel cover with an open/close sensor



The handwheel cover prevents the sewing machine from starting up unexpectedly while the operator is turning the handwheel by hand. In addition, the cover also prevents the thread and material from being entangled in the handwheel during sewing.





## CYLINDER-BED SEWING MACHINES

### LS-2328V-7

Semi-Dry Direct-drive, Cylinder-bed, 1-needle, Unisonfeed, Lockstitch Sewing System with Vertical-axis Hook

This model is the worlds first digital cylinder bed machine. With the operational benefits of easy parameter adjustments, NFC communication and sewing profiles this is the industries leading solution for its segment. The wide cylinder bed allow for improved workability.



### Digital Functions

Data on sewing machine adjustments made according to the product to be sewn can be transferred to an Android tablet via NFC. This enables quick check for uniform settings as well as confirmation of conditions of sewing machines in a sewing line, thereby facilitating setup changes. The operation panel is also provided as standard with a USB port. Data management and software update can be carried out with ease using a USB thumb drive.

Sewing conditions can be set easy since sewing conditions such as thread tension, stitch length, presser foot pressure, alternate vertical movement amount, etc. are displayed on one screen.

The sewing machine can be paired with equipment which supports NFC (Near Field Communication) only by holding the equipment over the sewing machine.


### Multi-Functional Switch

The LS-2328V-7 comes as standard with a 6 position programmable switch. 3 buttons can be programed how you need allowing for the best settings needed for your production. The final buttons are programed to assist with easy operation in mind. Automatic reverse feeding can be triggered by the 4th button. Needle entry alignment is on the 5th position, vital leather sewing. The final button activates the thread clamp again. The easy access to these functions during sewing allows for increased productivity and higher quality seams vital in leather or heavy weighted fabric sewing e.g.

Model name	LS-2328V-7
Max. sewing speed	3,500 sti/min
Max. stitch length	9 mm
Presser foot	20 mm
Alternating vertical movment (DL)	9 mm
Needle thread tension	0-200
Presser foot pressure	0-200



LS-2328V-7



- ① to ③: One-touch changeover function
- ④: Automatic reverse feed stitching changeover switch
- ⑤: Needle-entry alignment switch
- ⑥: Thread clamp switch



## CYLINDER-BED SEWING MACHINES

### DSC-245U/X55200

(standard hook)

### DSC-245-70B-X55323-BB

(standard hook)

### DSC-245U/X55278

(standard hook)

Cylinder-bed, 1-needle, Unison-feed, Lockstitch Machine

The machine provides good tightness of seams even with lower thread tension, and reduces the variances of stitch length at high and low speed. Thanks to a slide take-up lever, the responsiveness to thick threads has been further improved, and the ratio of alternating vertical movement remains unchanged even with the changes of material thickness.



DSC-245-70B-X55323-BB

Model name	DSC-245/X55200	DSC-245/X55278	DSC-245-70B-X55323-BB
Max. sewing speed		2,200 sti/min	
Max. stitch length		6 mm (nomal/reverse feed)	
Lift of the presser foot		By hand: 9 mm, By knee: 16 mm (max.)	By hand: 9 mm
Alternating vertical movement		2.5~6.5 mm	
Needle		135×17 (Nm130) Nm100~Nm180	
Thread		#50~#20, B33~B92, Nm=120/3~30/3	

### LS-2342-7

### LS-2342

Semi-Dry Direct-drive, Cylinder-bed, 1-needle, Unison-feed, Lockstitch Machine with Vertical-axis Hook (Semi-long type)

High and semi-long arm has been adopted. The long distance from the machine arm to the needle contributes to improved workability. The machine is suited to furniture and bags, provided with dramatically improved workability and functions required for sewing large products and extra heavy-weight materials. The LS-2342 offers a consistent stitching pitch and outstanding ability in sewing sharp curves.



LS-2342

Model name	LS-2342	LS-2360
Number of needles	1-needle	2-needles
Gauge type	For small articles	
Max. sewing speed	2,000 sti/min	
Max. stitch length	9mm	
Lift of the presser foot	By auto: 20 mm, By hand: 10 mm	
Needle	134-35 (Nm160) Nm125~Nm180	
Thread	#40 - #5 (nm90/3 - 20/3)	



Please scan here to see a video



**POST-BED SEWING MACHINES**




# POST-BED SEWING MACHINES



## PLC-2710V-7 (1-needle)

## PLC-2760V-7 (2-needle)

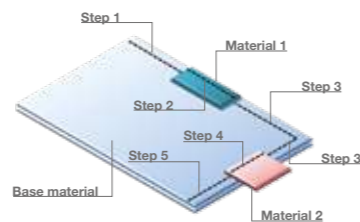


This new model "PLC-2700V-7" digitalizes adjustment values required for sewing and easily transfers them to the main body of sewing machine by means of the ICT.

### Convenient continuous sewing functions

Functions such as automatic switchover of pre-registered patterns in cycle operation (Cycle pattern, Polygonal-shape, stitching) or Custom pitch composing for continuous sets of different pitch length are available for customer convenience.

Five adjustment values (stitch length, presser foot height, pressure foot pressure, alternate vertical movement amount of the walking foot and needle thread tension) required for sewing are digitalized.



Usage example for polygonal-shape stitching function. Sewing patterns can be switchover in response to a preset stitch count, or via hand switch and multi-layered section detection function.



Example of design stitches by means of the custom pitch function

It is the most advanced sewing machine which is best-suited to the sewing of heavy weight materials sewing processes such as car-seats, sofas and sports goods. The long distance from the machine arm to the needle contributes to improved workability.

Model name	PLC-2710-7	PLC-2760V-7
Max. sewing speed	2,500 sti/min	
Max. stitch length	9 mm at the time of shipment (max. 12 mm)	
Presser foot	20 mm	
Alternating vertical movement	0.5~9 mm	
Needle	134x35 (Nm100~180, Standard Nm 140)	
Thread	#46~266, 60/3~10/3 (#30~5)	

## PLC-2710-7

## PLC-2710

## PLC-2760-7

## PLC-2760

## PLC-2710S/70BB/X73211 (V-Belt Drive (Efka Motor))



## PLC-2760L (thick-thread long-pitch type)

## PLC-2765 (with organized split needle bars)

## PLC-2710S-70BB/JEUX0028 (left facing post bed)

## PLC-2760SCA/70BB/X73210 (V-Belt Drive (Efka Motor))

(thick-thread long-pitch type)

(with organized split needle bars)

(left facing post bed)

(V-Belt Drive (Efka Motor))




This sewing machine is best-suited to the sewing of heavy weight materials in processes such as car-seats, sofas and sports goods. The long distance from the machine arm to the needle contributes to improved workability.

**DOUBLE TENSION PROVIDED AS STANDARD**  
The machine comes with a dual-thread-tension system and is able to perform sewing with low-count thread under a higher tension with ease.

**HIGHER LIFT OF THE PRESSER BAR**  
A presser bar height of 20 mm is achieved when using the automatic presser bar lifting lever. Thanks to this feature, the process of joining leather and heavy-weight sponges, which are usually used as materials for expensive sofas, can be carried out with ease.

**VERTICAL-AXIS 2 FOLD-CAPACITY HOOK PROVIDED AS STANDARD**  
The hook can be easily adjusted with a screw on the needle guard. This prevents stitch skipping and wear of hook edge.



PC-2760-7

**HIGH-TORQUE DIRECT-DRIVE MOTORIS INSTALLED**  
The sewing machine provided with a thread trimmer has adopted a high-torque direct-drive motor which is suitable for heavy-weight materials. As a result, the sewing machine is excellent at its responsiveness and ensures increased penetration into the material even when sewing multi-layered parts.

**STITCH LENGTH CAN BE CHANGED OVER AMONG DIFFERENT LENGTHS**  
The sewing machine with a Thread Trimmer is provided with a 2-pitch dial. It is able to sew different sewing lengths on the go since the length can be instantaneously changed over.



Please scan here to see a video




Model name	PLC-2710-7, 2760-7	PLC-2710, 2760	PLC-2760L	PLC-2765
Max. sewing speed	2,500 sti/min		2,000 sti/min	2,500 sti/min
Max. stitch length			12 mm	
Presser foot	Auto: 20 mm, By hand: 10 mm	By knee: 20 mm	Auto: 20 mm, By hand: 10 mm	Auto: 18 mm, By hand: 10 mm
Alternating vertical movement			1~9 mm	
Needle	135x17 (Nm140) Nm100~Nm180		135x17 (Nm200), Nm140~Nm200	135x17 (Nm140) Nm100~Nm180
Thread	#30~#5, B46~B138, Nm=60/3~18/3		#8~#0, B92~B207, Nm=30/3~15/3	#30~#5, B46~B138, Nm=60/3~18/3
Thread Trimmer	Yes		No	
Hook Type			2.0	
Stitch Length Dial	2-pitch dial	1-pitch dial	2-pitch dial	1-pitch
Direct Drive	DD	Conventional	Conventional	Conventional

## POST-BED SEWING MACHINES




### PLC 2760RDV8-HMC

2-needle, Semi-dry, Post-bed, Unison-feed, Lockstitch Machine with Vertical-axis 2.0 Fold-Capacity Hook, Decorative Stitch

The stitch length can be adjusted electronically as well as new stitch patterns imputed, making for much simpler interface for the operator.



PLC 2760RD V8-HMC



## PLC-2700 SERIES DEVICES

### Bobbin Thread Remaining Detector

The buzzer sounds and the green lamp lights up when the amount of thread remaining on the bobbin reaches a predetermined length. It is also possible to stop the sewing machine at this point. With this function, the operator is allowed to concentrate on sewing work without caring about the amount of thread remaining on the bobbin.

### Digital Tension

Thread tension can be numerically controlled. Since the thread tension cannot be changed without a control box, a change in thread tension by the operator for personal preference is prevented.



### Skip Stitch Detector

Stitch skipping is detected during sewing. This helps lighten the operator's inspection work load and also prevents defective products from being shipped. In the case where a skipped stitch is detected, the buzzer sounds, the red lamp lights up and the sewing machine stops. With this function, the operator is allowed to concentrate on sewing work without worrying about skipped stitching.

### Control Box

Sixteen different thread tension values can be set for a single sewing machine unit. In addition, one control box is able to manage thread tensions for 250 sewing machine units at the maximum.



### Cover Sensor Unit

The cover sensor unit detecting (1), (2) and (3) (shown below) are closed tightly during sewing, thereby preventing the sewing machine from starting up unexpectedly. (1), (2) and (3) can be used discretely.

#### 1) Eye guard with an open/close sensor



The eye guard prevents a broken needle from flying off. If the eye guard is open, the sewing machine cannot be started. As a result, the sewing machine will not start up unexpectedly even if the operator forgets to turn the power off.

#### 2) Bed slide with an open/close sensor



The sewing machine will not start if the throat plate is open. This prevents the material from being caught in the hook during sewing.

#### 3) Handwheel cover with an open/close sensor



The handwheel cover prevents the sewing machine from starting up unexpectedly while the operator is turning the handwheel by hand. In addition, the cover also prevents the thread and material from being entangled in the handwheel during sewing.





## LONG ARM SEWING MACHINES

### LU-2216N-7

(1-needle)

### LU-2266N-7

(2-needle)

Long-arm, Unison-feed, Lockstitch Machine with Vertical-axis Large Hook

Based on the market-proven design of the LU-2210N-7 and – 2260N-7 Series, the LU-2216N-7 / – 2266N-7 are developed with a longer distance from the machine arm to needle – a full 650 mm. The long arm unison-feed lockstitch machine with vertical-axis large hook with automatic Thread Trimmer is best – suited to processes that require a longer distance from the machine arm to needle, such as reinforcement stitching and topstitching in tape attachment processes for sewing furniture or car seats.



LU-2266-7

Model name	LU-2216N-7	LU-2266N-7
Max. sewing speed	3,000 sti/min	
Max. stitch length	9 mm	6 mm
Presser foot	Auto: 16 mm	
Alternating vertical movement	1~6.5 mm	
Distance from needle to machine arm	650 mm	
Needle	134x35R (Nm140) Nm110~Nm160	
Thread	#30~#4, B46~B138, Nm=40/3~20/3	#20~#5, B69~B138, Nm=40/3~20/3
Thread Trimmer	Yes	

### LU-2800 Series /JEUX-0031

(Long Arm)

Semi-dry direct drive, unison feed, lockstitch machine with vertical-axis hook and 750 mm or more arm length.

The LU-2800 Series long arm has been extended to add to the wide bed area, contributing to vastly improved workability. The machine arm has been doubled in length from 350 mm to 1m or 750 mm or more making it perfect for sewing large objects usually to awkward to fit under a sewing machine head. The machine has a high torque direct-drive motor which supports the sewing of heavyweight materials. As a result, the sewing machine promises not only improved responsiveness and quick startup, but also higher stop accuracy. The long arm model is also available with 1-needle or 2-needle versions as well as a 750 mm or 1m arm length. This model is manufactured in the EU.



LU-2800 Series /JEUX0031

Model name	LU-2810
Max Sewing Speed	3,000 sti/min
Max Stitch Length	9/12 mm
Presser Foot	Auto: 20 mm, By Hand: 10 mm
Alternating Vertical Foot	1~9 mm
Needle	135x17 (Nm160) Nm125~Nm180
Thread	#30~#5, B46~B138, Nm=60/3~20/3



## LONG ARM SEWING MACHINES

### LG-158-1U

(1-needle)

### LG-158U

(2-needle)

Long-arm, Unison-feed, Lockstitch Machine with Vertical-axis Large Hook

With a generous 750 mm of free space under the arm and powerful unison-feed that provides a maximum stitch length of 10 mm, the machine delivers outstanding productivity when sewing heavy materials such as tents and sheets.

Model name	LG-158-1U	LG-158U
Max. sewing speed	1,500 sti/min	
Max. stitch length	10 mm	
Presser foot	By pedal: 21.5 mm	
Alternating vertical movement	6~19 mm	
Distance from needle to machine arm	750 mm	
Needle	DDx1 (#25)	
Thread	#20~#5, B69~B138, Nm=40/3~20/3	



LG-158U

### TSC-461U

Super-long Cylinder-bed, 1-needle, Lockstitch Machine with Large Shuttle-hook for Extra Heavy-weight Materials

It is equipped with a free space under the arm as wide as 950 mm, which means that the machine is capable of sewing large materials, long-sized materials and tubular sewn products with ease.

Model name	TSC-461U
Max. sewing speed	650 sti/min
Max. stitch length	11 mm
Presser foot	By pedal: 20 mm
Alternating vertical movement	4~8 mm
Distance from needle to machine arm	950 mm
Needle	794 (Nm230) Nm130~Nm280
Thread	#8~#0, B92~B207, Nm=30/3~15/3



TSC-461U

### TNU-243U

(unison-feed)

Semi-long Flat-bed, 1-needle, Lockstitch Machine with Large Shuttle-hook for Extra Heavy-weight Materials

The machine is optimally suited for the sewing of extra heavy weight materials such as tents, seat belts, and bag handles.

Model name	TNU-243U	TU-273U
Max. sewing speed	800 sti/min	
Max. stitch length	15 mm	
Presser foot	By knee: 20 mm	
Alternating vertical movement	4~8 mm	
Distance from needle to machine arm	420 mm	
Needle	794 (Nm230) Nm130~Nm280 DYx3 #21~#28	
Thread	#8~#0, B92~B207, Nm=30/3~15/3	



TNU-243U

### TSC-441U

(unison-feed)

Semi-long Cylinder-bed, 1-needle, Lockstitch Machine with Large Shuttle-hook for Extra Heavy-weight Materials


The lifting range of the presser foot is 20 mm for smooth placement and easier removal of extra heavy-weight materials. The machine has more free space under the machine arm to allow the operator to easily place and remove a large sewing products.

Model name	TSH-411U	TSN-421U	TSC-441U	TSU-471U
Max. sewing speed	800 sti/min			
Max. stitch length	11 mm			
Presser foot	By pedal: 20 mm			
Alternating vertical movement	4~8mm (TSC-441, TSU-471)			
Distance from needle to machine arm	420 mm			
Needle	794 (Nm230) Nm130~Nm280			
Thread	#8~#0, B92~B207, Nm=30/3~15/3			



TSC-441U





## BARTACKING / SHAPE-TACKING MACHINES

### LK-1900B-WS

Computer-controlled, High-speed Bartacking Machine


The machine achieves a maximum sewing speed of 3,200 sti/min (Normal hook type), enhancing the startup speed at the beginning and ending of sewing, as well as the speed of Thread Trimming, thus reducing the total cycle time. It therefore achieves upgraded productivity.

Model name	LK-1900B-HS	LK-1900B-WS
Sewing area	30 mm (L)×40 mm (W)	
Max. sewing speed	3,200 sti/min	2,700 sti/min
Stitch length	0.1 mm~10 mm (0.1step)	
Work clamp foot	13 mm (17 mm when the reverse-rotation needle-up function)	
Needle	DP×17 (#21)	
Number of standard patterns	50 patterns	
Number of data that can be input	200 patterns	



LK-1900B-HS





# SEAM SEALING AND ULTRASONIC MACHINES

## ULTRASONIC MACHINES

### LWU-3015

#### Ultrasonic Welding Machine (VARIABLE ARM SYSTEM)

The LWU-3015 is the first Ultrasonic Welding Machine available from Juki. The machine uses ultrasonic welding of fabrics to bond them together instead of stitches. This machine creates seamless finishing's that are comfortable to wear and allow for a lot of stretchiness. Seam tape can also be used to enhance the bond (on one side) and create a water proof seal. Ultra Sonic Bonding is perfectly suited for non-woven fabric and the finishing type can create a unique point of difference for products created with this type of machine.

Model No	LWU-3015
Power Required	1P 200V 50/60Hz
Power Consumption	1.0kva
Power Out-Put	Max 600W
Oscillating Frequency	30KHz
Feed Speed	0-8.0 m/min (minimum 0.1 m/min)
Motor	2 Stepping Motors
Presser	Air Cylinder
Others	PLC Control / LCD Touch Panel / Control Horn Cooling Device / Air Pressure Detector / Welding Roller Cooling & Blowing Device Touch sensor



LWU-3015



Please scan here to see a video

\*air compressor is required

### JEUX-7510

#### Flatbed Ultrasonic Welding Machine

The Jeux-7510 is the latest in ultrasonic welding technology. With versatile options and interchangeable anvil wheels this machine is able to meet any of your production requirements. This model comes equipped with a touch screen interface and many specialized functions including: the ability to create user profiles and control permissions; saving and loading of all material and configuration setups to external networks; automatic control of welding power and pressure guaranteeing constant seam quality. Finally the Jeux-7510 is capable of identifying layer laps during the welding process and automatically adjust the power and pressure allowing for perfect seams every time.

Model No	JEUX-7510
Ultrasonic frequency	35 khz
Ultrasonic generator	digital generator DG1 400 W
Sonotrode	T10: 10 mm width titanium Sonotrode S10: 10 mm width cutting Sonotrode
Contact pressure	Digital pressing device with 350N pressure (no compressed air)
Velocity	max 12m/min (39 ft/min)
Number of Actuators	2
Seam width	max 10 mm
User interface	7 Multi-Touch-Display



JEUX-7510



# SEAM SEALING MACHINES

## JEUX-AI-001

Post-Bed, Seam Sealing Machine

- Stretch Fabric Ready
- Narrow Tape Ready
- Good for 3-layer Taping
- Software Upgradable
- Hardware Upgradable

### KEY FEATURES

- 3D Electronic Nozzle Positioning System
- Differential Speed Top/Bottom Roller
- Variable Speed Seam Sealing
- Digital Tensioning Device
- Multi-Language Support
- Data Memory Bank
- Ergonomic

Model name	JEUX-AI-001
Power Supply	AC 220V 50/60Hz, 1ø
Power Consumption	3600W
Compressed Air	> 0.4Mpa
Maximum Sealing Speed	60 ft/min
Maximum Temperature	800°C
Nozzle Unit	22 mm
Upper Roller Width	25.4 mm
Lower Roller Width	31 mm
Dimensions	1200 × 750 × 1800 mm (LxWxH)
Net Weight	150 kg
Optional Roller	8-30 mm



JEUX-AI-001 spec A-NNN

### Specification

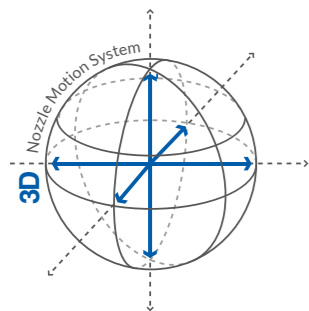


- spec **A** Standard Offset Pedestal
- spec **B** Side Arm
- spec **C** Glove Attachment
- spec **D** Long Arm



- spec **E** Quick Arm
- spec **F** Mini Long Arm
- spec **G** Shoe Arm
- spec **H** Off-the-arm Attachment

### 3D Nozzle Positioning



## JEUX-AI-008

Post-Bed, Seam Sealing Machine

- Stretch Fabric Ready
- Multi-Unit Display
- All-in-one Construction
- Software Upgradable

### KEY FEATURES

- Differential Speed Top/Bottom Roller
- Colour Touch Screen Interface
- Digital Pressure Gauge
- Affordable Price

Model name	JEUX-AI-008
Power Supply	AC 220V 50/60Hz, 1ø
Power Consumption	3600W
Compressed Air	> 0.4Mpa
Maximum Sealing Speed	80 ft/min
Maximum Temperature	800°C
Nozzle Unit	22 mm
Upper Roller Width	25.4 mm
Lower Roller Width	31 mm
Dimensions	1200 × 750 × 1700 mm (LxWxH)
Net Weight	130kg
Optional Roller	8-30 mm



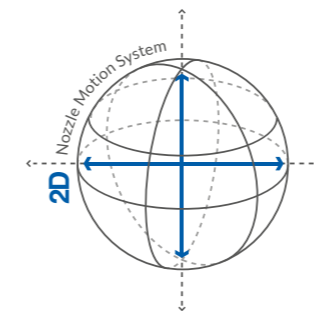
JEUX-AI-008 spec A-NNN

### Specification



- spec **A** Standard Offset Pedestal
- spec **I** Standard In Line Pedestal

### 2D Nozzle Positioning



## SEAM SEALING MACHINES

### JEUX-AI-107

Rear Angle Post-Bed, Seam Sealing Machine with Differential Speed and Memory Function

- Stretch Fabric Ready
- Narrow Tape Ready
- Good for 3-layer Taping
- Software Upgradable

#### KEY FEATURES

- Differential Speed Top/Bottom Roller
- Colour Touch Screen Interface
- Digital Tensioning Device
- Duplex Nozzle Action
- Ergonomic

Model name	JEUX-AI-107
Power Supply	AC 220V 50/60Hz, 1ϕ
Power Consumption	3600W
Compressed Air	> 0.4Mpa
Maximum Sealing Speed	60 ft/min
Maximum Temperature	800°C
Nozzle Unit	22 mm
Upper Roller Width	25.4 mm
Lower Roller Width	31 mm
Dimensions	1200 x 750 x 1800 mm (LxWxH)
Net Weight	150 kg
Optional Roller	8-30 mm



JEUX-AI-007 spec A-NNN

#### Specification



spec **A**  
Standard Offset  
Pedestal



spec **D**  
Long Arm



spec **I**  
Standard In Line  
Pedestal

### JEUX AI-118

Post-Bed, Seam Sealing Machine with Differential Speed

#### KEY FEATURES

- Affordable Price
- Digital Tape Feeder (Tape Tension Control)
- Differential Speed Top/Bottom Roller
- Digital Air Pressure Display
- Color Touch Screen Interface
- Multi-Language Software
- USB Port
- Easy Settings Adjustment on Big Panel

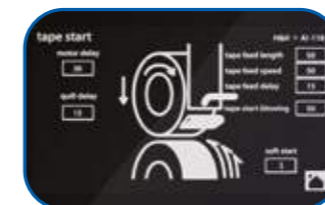
Model name	JEUX AI-118
Power Supply	AC 220 V, 50/60 Hz, 1ϕ
Power Consumption	3600 W
Compressed Air	> 0.4 MPa
Maximum Sealing Speed	24 m/min.
Maximum Temperature	800°C
Nozzle Unit	22 mm
Upper Roller Width	25.4 mm
Lower Roller Width	31 mm
Dimensions	1200 x 750 x 1700 mm (LxWxH)
Net Weight	130 kg
Optional Roller	10-31 mm

Possible specifications: A, I

\*For ordering options please see page 15



JEUX AI-118





## SEAM SEALING MACHINES

### QHP-A08

#### Hot Air Sealing Machine

This hot air sealing machine uses hot air to melt specialized welding tape; the melted welding tape is then fused to the fabric as it passes through an upper and lower roller. The nozzle has been designed in such a way as to allow for extremely accurate positioning.

Model	QHP-A08
Power required	1P/200 220 240 V 50/60Hz
Power consumption	Abt. 2.3 KVA
Upper roller	Steel (Width: 28 mm or 30 mm / Shape: Groove, Flat or Concave) or Silicon rubber (30 mm)
Lower roller	Silicon rubber (Width: 30 mm / Shape: Flat)
Nozzle heater	2.0 KW (200V)
Nozzle width	22 mm, 24 mm, 26 mm
Nozzle air temp.	Up to 750 Centigrade
Prevention system	Power failure/Heater element/Air pressure
Air consumption	100 litter/min.
Arm type	Post/Cylinder – one action change over



Infrared thermosensor for accurate temp. control.



Using shuttle valve control compress



Please scan here to see a video



COMPUTER-CONTROLLED CYCLE MACHINES



## COMPUTER-CONTROLLED CYCLE MACHINES

### AMS-224EN-4530 AMS-224EN-6030

(X: 450 mm x Y: 300 mm) (X: 600 mm x Y: 300 mm)

Computer-controlled Cycle Machine with Input Function

The machine achieves the highest sewing speed of 2,500 sti/min among those with a similar sewing area. With its higher productivity, the machine performs various kinds of stitching, making the most out of its wider sewing area in various sewing applications such as attaching handles to bags and pouches, attaching belts, sewing many small parts at a time, attaching parts to shoes and sports shoes (one pair of shoes) and sewing air bags. A newly developed encoder-controlled stepping motor system has been adopted for the X-Y feed mechanism. This contributes to more accurate sewing performance and increased productivity.

Model name	AMS-224EN-HS	AMS-224EN-GB
Application	Medium – to heavy-weight	Extra heavy-weight
Max. sewing speed	2,500 sti/min (stitch length 3 mm or less)	
Settable stitch length	0.1~12.7 mm (0.05 mm step)	
Storage of pattern data in the memory	Main-body memory: Max. 500,000 stitches, 999 patterns (max. 50,000 stitches / pattern)	
	External media: Max. 50,000,000 stitches, 999 patterns (max. 50,000 stitches / pattern)	
Needle	DPx17 (#18)	DPx17 (#23)



AMS-224EN-6030

### AMS-210EN1510-X90015

### AMS-210EN1510-X90015ECO

Computer Controlled Cycle Machine with 3-fold Capacity Hook

The sewing machine is best-suited to the sewing of heavy-duty belts in the automotive and cargo sectors. The larger hook means that even with thicker thread the machine is capable of longer cycle times without the hook needing to be changed. The AMS series is versatile enough for many different types of production and specific changes to this subclass means it meets all the requirements for heavy duty applications.

Model name	AMS-210EN1510-X90015	AMS-210EN1510-X90015ECO
Max. sewing speed	2,200 sti/min	
Hook	Full-rotary 3-fold Capacity Hook	
Stitch length	0.1~12.7 mm (0.5 mm step)	
Needle	DPx17 (#26)	
Control Panel	IP-420	Basic Panel
Sewing Size	150 mm (W) x 100mm (L)	



AMS-210EN1510-X90015

### AMS-210EN-HL1306/7300

(X: 130 x Y: 60 mm)

Computer-controlled Cycle Machine (for Extra Heavy-Duty Material)

The machine is designed for improved stitching with heavy thread tension. JUKI's unique active tension mechanism which has been re-designed specifically for heavy-weight materials, as well as the special thread take up which is suited for sewing heavy-weight materials, increase the maximum tension by 50% more compared to that of the standard models of the JUKI AMS Series machines. The new model improves seam quality (thread tension) for sewing seat belts and general heavy-weight materials such as container belts and bags.

Model name	AMS-210EN-HL1306/7300
Application	Medium-to heavy-weight
Max. sewing speed	2,000 sti/min (when stitch length is 4.5 mm or less)
Thread take-up	Slide-type thread take-up lever (dry frame)
Needle	DPx17 #25 (max. #26)



AMS-210EN-HL1306/7300

### AMS-224EN6030/X7910 AMS-221EN2516/X7910

(X: 600 mm x Y: 300 mm) (X: 250 mm x Y: 160 mm)

Computer-controlled Cycle Machine with an Input Function (For Total-area Perfect Stitching)

AMS-224EN (AMS-221EN)/X7910 has removed the area where hitch stitches are produced to make the total area capable of sewing with perfect stitches, thereby improving the seam quality. Stitch knot formation has been developed so that the needle thread and the bobbin thread are at proper right angle resulting in flawless stitches. The machine comes with a double-capacity shuttle hook ideally suited for total-area perfect stitching. This shuttle hook ensures a consistent thread tension by preventing the thread from being untwisted by its rotation.

Model name	AMS-221EN2516/X7910	AMS-224EN6030/X7910
Sewing area	250 mm (X) x 160 mm (Y)	600 mm (X) x 300 mm (Y)
Max. sewing speed	1,500 sti/min (stitch length 6 mm or less)	
Settable stitch length	0.1~12.7 mm (0.05 mm step)	
Lift of the feeding frame	Max. 30 mm	
Needle (at the time of delivery)	DPx17 (#18)	
Thread	#50-#2	
Hook	Double-capacity shuttle hook	



AMS-224EN6030/X7910



Please scan here to see a video

Specifications that are not given above shall conform to those for the AMS-224EN and AMS-221EN.



## COMPUTER-CONTROLLED CYCLE MACHINES

### AMS-221EN-TS3020

(X: 130 × Y: 60 mm)

Computer-controlled Cycle Machine with Input Function (for 2-colour-thread sewing)

This machine (AMS-221EN-TS) has been developed to enable two-colour stitching (with two kinds of thread which are different in colour). Possible difference in position of the sewing product which can be caused by re-placing it on the sewing machine in a different process is eliminated, thereby increasing the productivity. It is suitable for sports shoes, bags and car seats such as the topstitch and parts sewing, etc.

Model name	AMS-221EN-TS3020
Max. sewing speed	2,500 sti/min
Stitch length	0.1~12.7 mm (0.05 mm step)
Storage of pattern data in the memory	Main-body memory: Max. 500,000 stitches, 999 patterns (max. 50,000 stitches / pattern) External media: Max. 50,000,000 stitches, 999 patterns (max. 50,000 stitches / pattern)
Needle	DP×17 (#18)




AMS-221EN-TS3020

### AMS-221EN/JEUX-0043 AMS-221EN/X7910/JEUX-0043 (perfect stitch type)

### AMS-224EN/JEUX-0043 AMS-224EN/X7910/JEUX-0043 (perfect stitch type)

Computer Controlled Cycle Machine with extension size available from X: 600-2100, Y: up to 575 mm

Juki's AMS 221 and 224 series is now available with an extended sewing area in a variety of different dimensions. The wider sewing area means the machine is now better suited to the sewing of decorative stitches on car seats. The machine not only achieves higher productivity due to instantaneous increases/decreases in sewing speed at the beginning /end of sewing and increased of Thread Trimming speed, but also achieves a flexible responsiveness to materials to promise enhanced seam quality due to JUKI's unique active tension and programmable intermediate presser.



AMS-221EN-3020

Model name	Sewing Area
AMS221ENHL2516SZ5000NSD/JEUX0043-100X	1000 × 160
AMS221ENHL2516SZ/X7910NSD/JEUX0043-100X	1000 × 160, Perfect Stitch
AMS221ENHS3020SZ5000NSF/JEUX0043-100X	1000 × 200
AMS224ENHS6030SZ/X7910NSF/JEUX0043-100X	1000 × 300, Perfect Stitch
AMS224ENTS4530SZ/X7400NSF	450 × 300
AMS224ENHS4530SZ5000NSF/JEUX0043-6060	600 × 575
AMS224ENHS4530SZ5000NSF/JEUX0043-8060	800 × 575
AMS224ENHS6030zSZ/X7910NSF/JEUX0043-8060	800 × 575, Perfect Stitch
AMS224ENHS4530SZ5000NSF/JEUX0043-12060	1200 × 575
AMS224ENHS6030SZ/X7910NSF/JEUX0043-12060	1200 × 575, Perfect Stitch
AMS224ENHS4530SZ5000NSF/JEUX0043-15060	1500 × 575



### AMS-224EN4530R/AW-3 AMS-224EN4530R

Computer-controlled Cycle Machine with Input Function (Full-rotary hook type)

The full-rotary hook contributes to the achievement of soft-texture beautifully-finished seams which are required for bags and leather products. In addition, the bobbin case opening lever is adjustable not only laterally but also longitudinally, thereby enabling accurate positioning of the bobbin case according to the needle count.

Model name	AMS-224EN-HS4530R
Application	Medium-to heavy-weight
Feeding frame type	Monolithic feeding frame: (Pneumatic work clamp)
Max. sewing speed	2,500 sti/min* (stitch length 3 mm or less)
Sewing area	450 mm (X) × 300 mm (Y)
Settable stitch length	0.1~12.7 mm (0.05 mm step)
Needle bar stroke	41.2 mm



### AMS-251 AMS-252

(1-needle)

(2-needle)

Head turning type1 needle CNC sewing machine

AMS-251 is a high end 1 needle sewing machine provided with a machine-head-turning-mechanism. The new model guarantees high quality seams uniformly in every sewing direction. JUKI's unique synchronization technology guarantees stable control of the machine head, hook and feed mechanism, thereby creating the most favorable seams.

With its sewing area of "1,000 mm × 600 mm" the AMS-251 is best suited to the sewing of decorative stitches and large size products. The AMS-251 is ideally suited to the sewing of decorative stitches on car seats and luxury bags as well as air bags and other large size products with zero design tolerance for irregular stitching.



AMS-251


Model name	AMS-251	AMS-252
Application	Medium – Heavy	
Sewing Area	1,000 mm × 600 mm	
Max Sewing Speed	2,500 sti/min	
Needle (at the time of delivery)	DP × 17, #18 – 25 (#23)	
Thread	Nm 60/3 – 20/3	
Hook	Rotary Hook, Horizontal-Axis, 3 fold-capacity	
Head Lifiable	50 mm	
Storage of pattern data	Main-body memory: Max. 33,000,000 stitches, 999 patterns (max. 50,000 stitches / pattern) External media: Max. 50,000,000 stitches, 999 patterns (max. 50,000 stitches / pattern)	
Total weight	950 kg	
Dimensions	2,400 mm (W) × 1,800 mm (D) × 1,600 mm (H)	

\* "sti/min" stands for "Stitches per Minute"




AMS-251

## Multiple uses guarantee efficient work and quality improvement



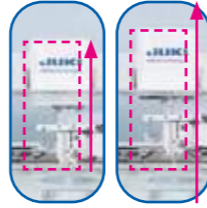
### Machine head turning Slip ring system\*1

Slip ring system has been adopted to the new machine-head turning mechanism. As a result, limitless turning of the machine head is enabled to allow the sewing machine to sew complicated patterns continuously.



### Machine head turning Cutting point needle

The cutting point needle can be used regardless of the sewing direction since the sewing machine constantly faces the sewing direction at its front.



### Machine head lifting function

Since thick materials, clamps, palettes with protrusions can be used, design will be expanded.



### Multi-axis control technology

The multi-axis control technology used by JUKI are applied to simultaneously control six axes.



### Horizontal-axis, 3 fold-capacity rotary hook

Option of the 3 fold-capacity hook helps reduce the frequency of bobbin replacement even when thick thread is used, thereby supporting sewing of large products.



### Operation

The IP420 for the existing AMS Series models has been adopted for the new AMS model. In addition, the existing sewing pattern input software "PM1" is also applicable.




### Safety cover

Opening and closing sensor is mounted to the turning-head cover and turning hook cover to prevent the machine from starting when the cover(s) is opened and to automatically stop the machine if the cover(s) is opened while the machine is in operation.



### Start button

A 2-handed start button has been adopted for safe, accurate start up. In addition, unintentional start up of the machine is prevented.



### Bobbin replacement cover

Bobbin can be changed easily by opening the accessible cover without requiring the operator to reach under the machine to change the bobbin.

### AMS-210EN-1306

(X: 130 mm x Y: 60 mm)

### AMS-210EN-1510

(X: 150 mm x Y: 100 mm)

### AMS-210EN-2210

(X: 220 mm x Y: 100 mm)

### AMS-221EN-2516

(X: 250 mm x Y: 160 mm)

### AMS-221EN-3020

(X: 300 mm x Y: 200 mm)

### AMS-221EN-HS3020/7200

(X: 246 mm x Y: 200 mm)

## Computer-controlled Cycle Machine with Input Function

The sewing machine achieves the highest sewing speed, 2,800 sti/min, in the industrial sewing machine industry. As a result, cycle time is dramatically reduced. The feed accuracy is substantially improved due to the adoption of the encoder control system. The new AMS Series models substantially decrease power consumption when compared with the conventional ones. They have been designed to achieve eco-friendliness.

### AMS-210EN-1306 (X: 130 mm x Y: 60 mm)

The sewing machine flexibly supports the sewing of small articles such as labels and emblems. The sewing machine's small sewing area promises ease of use when handling small articles, thereby enabling smooth sewing operation.

### AMS-210EN-1510 (X: 150 mm x Y: 100 mm)

The 1510 model is well received in the market due to its moderate sized sewing area. Responding to market demand, the 1510 area model with a motor-driven feeding frame has been newly developed. This model can be used in a plant which is not provided with pneumatic equipment.

### AMS-210EN-2210 (X: 220 mm x Y: 100 mm)

This model has a sewing area that is best-suited to the sewing of large parts, including the shape-tacking of jean pockets. With this model, you may recognize the higher productivity of the cycle machine.

### AMS-221EN-2516 (X: 250 mm x Y: 160 mm)

The sewing machine is best-suited to the sewing of large labels and emblems, the sewing of two or more pieces of small labels and emblems at one time, and the shape-tacking of bags and shoes. The sewing machine is applicable to a broad range of materials and processes, while leading the industrial sewing machine industry in terms of improvement in quality and the promotion of production that does not require sewing-machine operators to have special skills.

### AMS-221EN-3020 (X: 300 mm x Y: 200 mm)

The sewing machine is applicable to sewing products which require a wider sewing area than that of the "AMS-221EN-2516." It is best suited to the attaching of handles to bags and the shape-tacking of boots and shoes. The sewing machine is flexibly applicable to sewing requiring a medium sewing area.

### AMS-221EN-HS3020/7200 (X: 246 mm x Y: 200 mm)

This model is designed for sewing pockets on jeans and is based on the AMS-221EN Series. The machine sews folded pocket cloth on the garment body. Maximum stitching range of a pocket that can be sewn is 246mm (width) x 200mm (length).



AMS-210EN-1306



Please scan here to see a video



AMS-221EN-2516





AMS-210EN-1510



Optional Accessories for AMS-221 Series



Automatic Bobbin Changer

Automated detection and exchange of empty to full bobbins and bobbin cases during production process when used in combination with the detector. Minimal production downtime and drastic production increases. Available in different sizes; depending on the technical requirements.



Remaining Thread Sensor

The sensor detects the remaining thread in the bobbin, highlighting when the bobbin is nearly empty and informing the operator through the control panel. It also monitors the direction the bobbin is rotating and warns the operator if incorrect (ensuring accurate thread tension).



Thread Hot Cutter

This device burns the end of the thread to keep it in place avoiding it slipping from the needle and also avoids the thread becoming undone at the end of sewing. Users can switch between different material thicknesses without adjustment. Results in a clean stitch at the beginning of the sewing process. This attachment is very exact, leaving basically no remaining thread on the material.



Colour Thread Monitoring System

This attachment is capable of monitoring broken threads and stopped bobbins (avoiding fake-seam). If it is used in combination with the automatic bobbin changer vastly improves productivity.

Model name	AMS-210EN-SS	AMS-210EN-HS	AMS-221EN-SL	AMS-221EN-HL
Application	Light – to medium-weight	Medium – to heavy-weight	Light – to medium-weight	Medium – to heavy-weight
Max. sewing speed	2,800 sti/min*			
Stitch length	0.1~12.7 mm (0.05 mm step)			
Storage of pattern data in the memory	Main-body memory: Max. 500,000 stitches, 999 patterns (max. 50,000 stitches / pattern) External media: Max. 50,000,000 stitches, 999 patterns (max. 50,000 stitches / pattern)			
Needle	DPx5 (#14)	DPx17 (#18)	DPx5 (#14)	DPx17 (#18)

\*Stitch length is 4mm or less for the AMS-210EN and 3.5mm or less for the AMS-221EN.

AMS-210EN-L1306SZ-X7020

AMS-210EN-L1510SZ-X7020

AMS-210EN-L2210SZ-X7020

Computer Controlled Cycle-Machine, Eco-Type

The AMS Eco-Type is the new economical version of the industry leading computer controlled cycle machine. Through extensive R&D Juki has been able to incorporate the simpler control panel as well as removing certain features and functions to make the machine more economical.




AMS-210EN-L1306SZ-X7020

Model name	AMS-210EN-L1306SZ-X7020	AMS-210EN-L1510SZ-X7020	AMS-210EN-L2210SZ-X7020
Max. sewing speed	2,800 sti/min		
Stitch length	0.1~12.7 mm (0.05 mm step)		
Needle bar stroke	41.2mm		
Lift/Stroke of the intermediate presser	Lifting amount: 20mm / Stroke: Standard 4mm (0-10mm)		
Variable position of the intermediate presser	Standard 0-3.5mm (max. 0-7.0mm)		
Needle thread tension	Active tension (electrical thread tension control mechanism)		
Hook	Double-capacity shuttle hook		
Storage of pattern data in the memory	Main-body memory: Max 500,000 stitches, 99 patterns External media: Max 500,000 stitches, 99 patterns		

Simple Control Panel







### MO-6900G Series

Overlock / Safety Stitch Machine for Extra Heavy-weight Materials

The machine incorporates a mechanism and parts that are optimum for the sewing of extra heavy-weight materials, such as an extra high-lift type upper looper, tractor foot and coarse type feed dog. It demonstrates an excellent performance ability in the sewing of various kinds of heavy-weight materials such as jeans, raised fabric materials, mats and carpets.

Model name	MO-6905G-0M6-7E0
Application	For car mats
Stitch type	1-needle overlock
Max. sewing speed	4,000 sti/min
Overedging width	10 mm
Max. stitch length	7 mm
Needle	DCx1 (#24)

### MO-6900J Series

Variable Top-feed, Overlock/Safety Stitch Machine for Extra Heavy-weight Materials

The MO-6900J Series comes with a newly-developed feed mechanism that moves the top and bottom feeds separately. With its improved feeding capacity and stronger cloth-biting force, the feed mechanism prevents uneven material feed when sewing extra heavy-weight materials.



MO-6905G



MO-6916J

Model name	MO-6904J	MO-6914J	MO-6916J
Stitch type	1-needle overlock	2-needle overlock	Safety stitching
Overedging width (mm)	4.8	6.4	4.8
Max. sewing speed		6,000 sti/min	
Stitch length	2.5-5 mm	2.5-4 mm	2.5-5 mm
Lift of the presser foot		8 mm (excluding some subclass model)	
Bottom differential feed ratio	For gathering 1:1.75 (max. 1:3.8) For stretching 1:0.7 (max 1:0.6)	For gathering 1:2 (max. 1:3.8) For stretching 1:0.8 (max 1:0.6)	For gathering 1:1.75 (max. 1:3.8) For stretching 1:0.7 (max 1:0.6)
Presser foot pressure		63.7N (6.5 kg)	
Weight of the machine head		29 kg	



### LBH-1790A Series

Computer-controlled, High-speed, Lockstitch Buttonholing Machine

The knife supports sewing lengths of 41 mm at the maximum. Since the LBH-1795AS is provided as standard with the 120 mm presser, it is capable of sewing 12-mm long buttonholes. The LBH-1795AS is capable of sewing long buttonholes such as belt holes in car seats. In addition, it is applicable to the sewing of buttonholes in men's shirts (continuous sewing of two buttonholes and the use of two units of sewing machines), etc. The upper limit of the adjustment of the presser foot pressure has been expanded. The presser foot pressure is now digitally controlled. As a result, the machine acquires improved responsiveness to knit materials and car seats.



LBH-1795A (120 mm buttonhole)

#### Optional Parts Needed for 120 mm buttonhole

Optional part No.	Qty	Name of part
40006335	1	Presser arm 120
40008646	1	Presser foot 120 ASM
40008658	1	Presser foot 120
SS6060210SP	2	Screw
40028682	1	Close cam 120
40112711	1	Lifting plate 120
SM6050800SP	2	Screw
40006339	1	Cloth feed plate 120



LBH-1790A

Model name	LBH-1790A
Max. sewing speed	4,200 sti/min
Bartacking width	Max. 10 mm
Max. button length	Max. 120 mm (with device)
Number of standard patterns	31 patterns
Needle	DPx5 (#11J) #11J-#14J

### SC-922/M51N

Control Box / Servomotor

Power consumption during standby as well as operation has been reduced making this more environmentally friendly. High-torque AC servomotor M51N with an output of 750W has been adopted which make this suitable for heavy weight materials. The machine has excellent high-speed sewing performance and a strong cloth penetrating force. The machine therefore demonstrates a broader range of applicability and is suited to non-apparel machines/production.

Model name	SC-922/M51N
Motor output	750W
Power requirement	Single-phase 100-120V, 200-240V 3-phase 200-240V
Number of input ports	Max. 24 *1 (for optional inputs)
Number of output ports	Max. 32 *1 (for optional outputs)
Number of basic programs*2	4
Number of basic programs steps	25 sewing steps (per 1 program)



SC-922/M51N

\*1 It depends on installed machine head.

\*2 Basic programs are intended to operate external devices such as the stacker or to change the sewing machine operation during sewing.

### SC920/M92

The control box is resistant to voltage fluctuations, noise and vibration. The control box is provided with an energy-saving mode reducing the power consumption during operation and standby. Considering convenience in setup and resource saving, both the volume and the weight of the control box have been reduced by 30 %. High-torque AC servomotor M92 with an output of 450W has been adopted. This model is perfectly suited for apparel production and allows for programmable input through an operational panel (sold separately).



SC920/M92

## OTHERS

### AB-1360

### AB-1360/CR-10A



#### Automatic 1-needle shoelace loop attaching machine

The AB-1360 attaches shoelace loops to tongue section of sports shoes. Since the sewing machine is provided with an LED marking light (cross-hair), accurate positioning of shoelace loops is ensured at all times. This sewing machine is able to attach shoelace loops in a series of processes (cutting, folding and bartacking of shoelace loops, thereby achieving the industry's fastest cycle time.

Model name	AB-1360
On-board machine head	LK-1962/ABH (Specifically-designed semi-dry machine head)
Sewing speed (max.)	2,500 st/min
Lift of work clamp foot	20 mm
Hook in use	Horizontal-axis rotary hook
Needle bar stroke	45.7 mm
Needle	DPx17(#18)
Shoelace loop width	6-12 mm
Finished length of shoelace loop	15-20 mm



The AB-1360 / CR-10A sewing machine with a preset loader automatically feeds shoelace loops and shoe tongues to the correct shoelace loop attaching position, thereby no longer requiring manual positioning of those parts. The sewing machine is an automatic machine which realizes full-automatic sewing while eliminating inconsistency in quality and sewing position faults caused by the operator.



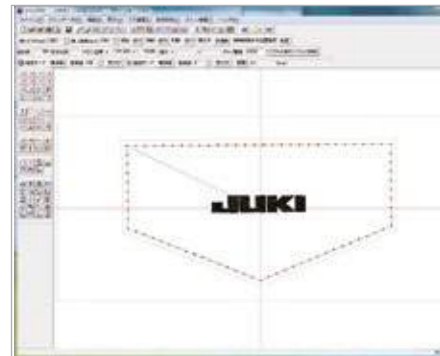
## SOFTWARE



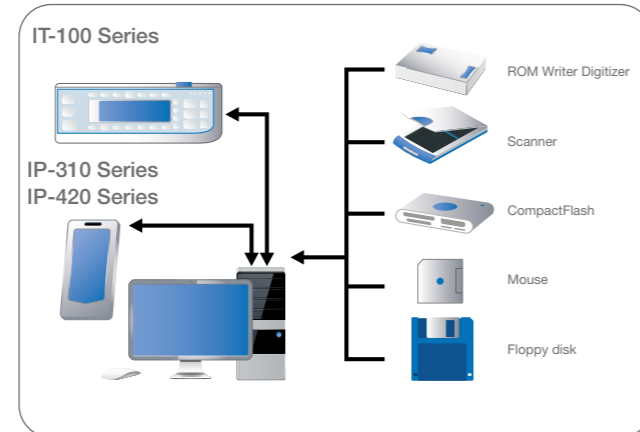
PM-1

Programming Software for Computer-controlled Sewing Machines

This software is to input and edit sewing data of JUKI's latest sewing machines. Its versatile input functions allow to input sewing data of each electronic sewing machine model easily, accurately, and quickly. It supports high quality production with high added value by utilizing and creating original data for specific designs and applications.



SYSTEM FORMATION




\*The IP-420 is configured with a USB connector, as standard.

PM-3

Programming Software for Computer-controlled Sewing Machines

This software is developed exclusively for creating embroidery data. With the software, the operator is able to enter/edit new/existing data. Embroidery data can be easily created simply by inputting the character to be embroidered, selecting the font and clicking the relevant icon. Not only enlargement/reduction in size, rotation, move and copy of the characters, but also changes in sewing pitch and stitching order and the insertion of Thread Trimming can be carried out with ease. It is also possible to read images through the scanner to create data on embroidery (single-pattern embroidery). True Type Fonts prepared by Windows are also applicable. The sewing machine supports three different languages; English, Chinese and Japanese.



Terminals positioned at each workstation are designed to monitor, track and report the entire breadth of your production floor activities. Significantly improving production balance, supply chain visibility and manufacturing cycle times. These terminals allow the entire factory to communicate quickly and effectively reducing the time it takes to react to problems and carry out administrative work. JaNets works to convert unproductive time into productive time or in other words increase efficiency.

This conversion allows for an increased output or for a factory to produce the same amount with less labor and/or working hours. If management are given data to see exactly when, where and why an operator stops sewing (going off-standard) then they can work to eliminate or reduce this. Time spent doing menial administrative work is streamlined allowing line managers to spend their time on the floor. Communication between operators, line managers, engineering and management is also made more efficient reducing non productive work hours.





**Return on investment**

As JaNets works to improve a factories over all efficiency the return of your investment can happen extremely fast. Excluding the functional benefits listed above JaNets will reduce unproductive and wasted time meaning that a factory is continuously improving its output for a lower cost. JaNets is suited for many different production sizes and is not limited to large factories with many operators; the system is just as impactful in smaller factories where the most effective production process is needed to glean as much of an advantage as possible.

The typical return on investment for a medium sized factory that has implemented JaNets is just 12-24 months.

